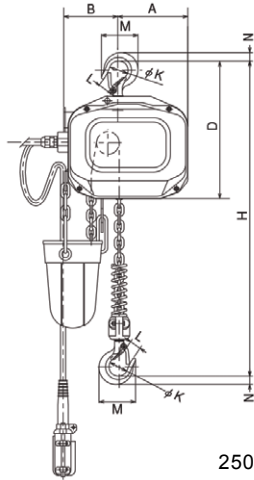
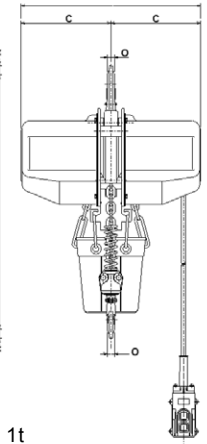
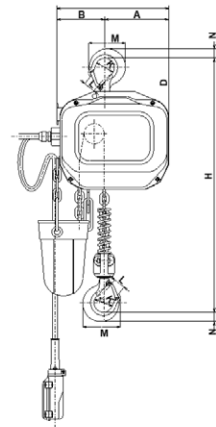
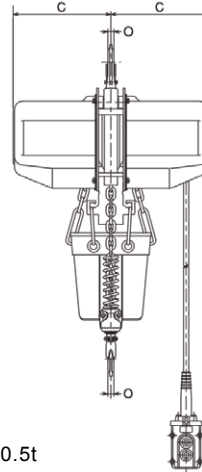


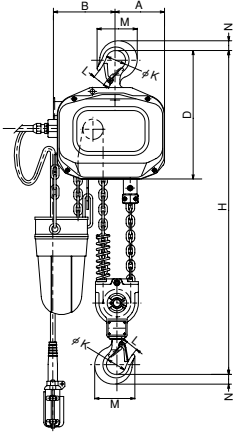
SA TYPE HOOK SUSPENSION



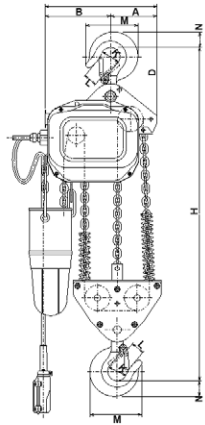
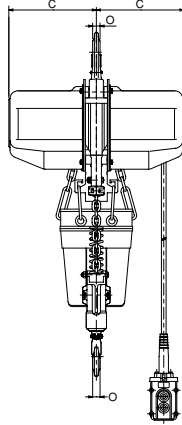
250kg~0.5t



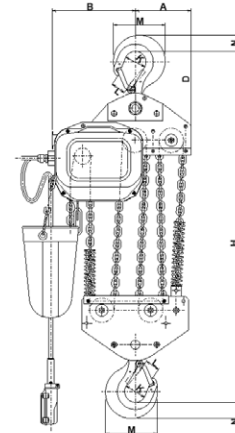
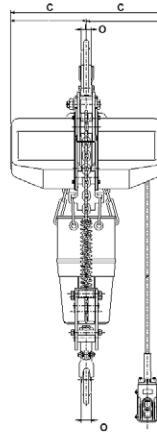
1t



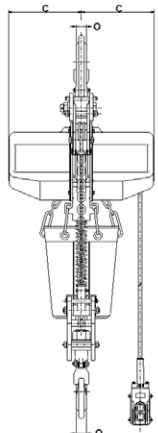
1t w - 2t



3t



5t



SPECIFICATIONS - SA TYPE HOOK SUSPENSION

Model	W.L.L. (lbs)	W.L.L. (mt)	Test Load (mt)	Standard Lift (ft)	Standard Push Button Cord Length (ft)	Load Chain Dia. X Number of Falls	Lifting Motor Output (H.P.)	Lifting Speed (ft/min)		Min. Distance H (in)	Net Weight
								50Hz	60Hz		
SA-0.25	550	250kg	312.5 kg	10	8	6.3 x 1	0.61	23	27.5	21.85	95
SA-0.5	1100	0.5	0.625	10	8	6.3 x 1	0.61	11.5	13.5	21.85	95
SA-1W	2200	1	1.25	10	8	6.3 x 2	0.61	6	7	26.38	102
SA-1S	2200	1	1.25	10	8	7.1 x 1	1.21	9	10	23.2	136
SA-2	4400	2	2.5	10	8	7.1 x 2	1.21	4	5	29.33	152
SA-3	6600	3	3.75	10	8	7.1 x 3	1.21	3	3.3	33.07	191
SA-5	11000	5	6.25	10	8	7.1 x 5	1.21	1.7	2	38.2	248

DIMENSIONS (IN.) - SA TYPE HOOK SUSPENSION

W.L.L. (lbs)	W.L.L. (mt)	A	B	C	D	K	L	M	N	O
550	250kg	6.34	4.88	8.82	12.24	1.69	1.04	3.31	0.75	0.55
1100	0.5	6.34	4.88	8.82	12.24	1.69	1.04	3.31	0.75	0.55
2200	1	5	6.22	8.82	12.97	1.97	1.22	4.06	0.98	0.75
2200	1	6.7	5.04	9.4	5.04	1.96	1.22	3.86	0.98	0.75
4400	2	5.24	6.5	9.4	6.5	2.56	1.5	5.33	1.38	1.02
6600	3	5.82	8.19	9.4	16.8	2.36	1.7	6.5	1.93	1.26
11000	5	7.2	10.74	9.4	19.2	2.76	1.85	6.69	2.08	1.4

*Contact Factory For Additional Information

